








C / LC / THIN In-Ceiling



When it comes to a nice interior, how it looks is just as important as how it functions. We kept this in mind while designing our C and THIN series of in-ceiling speakers. Your speakers can be easily hidden up in your ceilings with no fear of sacrificing sound quality. These speakers feature technologies usually found in floor standing models but can disappear into the rooms décor. With a wide range of models offered, it's easy to find the perfect speaker to fit any application. Tons of features make these speakers some of the most versatile on the market. Top-of-the-line cone material, whether it's a carbon fiber, silk or aluminum, is used in every tweeter and woofer. Voice imaging control, EZGrill™, level controls, ported baskets and toggle mounting are just a few more features you can find in this series. Our CL-70v comes with 70 volt and 8 ohm settings for both commercial and home application. What's more, both the THIN and CL-70v come with backbox included, making for a quick and easy install.

<p>Speaker Type: In-ceiling, 2 way Woofer: 6.5" polypropylene Tweeter: .75" mylar Power: 5 - 60 watts Impedance: 8 ohms 70v Taps: --- Freq Response: 55 - 20k Hz Sensitivity: 88 dB Grill Type: Micromesh, aluminum</p> <p>Finish Dims: 9.5" (240mm) diameter, 2.75" (69mm) deep Cutout Dims: 8.25" (208mm) diameter</p> <p>Family:  ARCHES</p>	<p>LC-6</p> <p>In-ceiling, 2 way 6.5" polypropylene .75" mylar 5 - 60 watts 8 ohms --- 55 - 20k Hz 88 dB Micromesh, aluminum</p> <p>LC-8</p> <p>In-ceiling, 2 way 8" polypropylene 1" mylar tweeter 5 - 75 watts 8 ohms --- 40 - 20k Hz (+/- 3dB) 89 dB (2.83 volts/1 meter, +3 dB) Micromesh, aluminum</p> <p>CL-70v</p> <p>In-ceiling, 2 way 6.5" polypropylene .75" silk 80 watts 8 ohm or 70V 2.5W - 25W selectable 95 - 20k Hz. 86dB Micromesh aluminum, backbox included 9.5" (240mm) diameter 5.9" (150mm) deep 8.25" (208mm) diameter</p> <p>THIN-CEILING-P</p> <p>in-ceiling, 2-way 5" Injected polypropylene 1" silk soft dome 5 - 75 watts 8 ohms --- 65 - 20k Hz 90 dB Framless steel, backbox included 6.75" (171mm) diameter, 2.38" (60mm) deep 5.5" (140mm) diameter</p> <p>Family:  ARCHES  ARCHES  ARCHES  POWELL</p>
<p>CP-6</p> <p>In-ceiling, 2 way 6.5" polypropylene .75" silk soft dome, swivel 5 - 80 watts 8 ohms 52 - 20k Hz 90 dB Micromesh, aluminum 9.5" (239mm) diameter, 2.75" (70mm) deep 8.25" (208mm) diameter</p> <p>Family:  BRYCE</p>	<p>CP-8</p> <p>In-ceiling, 2 way 8" polypropylene 1" silk soft dome, swivel 5 - 100 watts 8 ohms 42 - 20k Hz 90 dB Micromesh, aluminum 11" (280mm) diameter, 3.5" (91mm) deep 9.75" (249mm) diameter</p> <p>Family:  BRYCE</p>