



Slot Sub

Reliable high-powered sound



Slot Sub

AUDIO

The Slot Sub features a newly designed amplifier delivering efficient and reliable high-powered sound. The front firing port design allows for maximum air flow and helps reduce port noise, while allowing unprecedented deep bass extension. Includes advanced circuitry to eliminate the potential for grounding noise.


The design boasts a premium two tone finish with beveled shape and a premium satin black paint. Front mounted slot port allows for cabinetry or flush wall mounting.






Slot Sub

Reliable high-powered sound



SS-8

Enclosure Design: Front firing, slot port
Driver: 8" coated cellulose composite
Power: 100 watt internal amplifier
Frequency Range, LP: 33 - 190 Hz (+/-3 dB)
Frequency Range, LFE: 33 - 190 Hz (+/-3 dB)
Sensitivity: 130 mV @ 100W
Crossover: 40-200 Hz continuously variable low pass
Inputs: Line level RCA, speaker level LFE
Cabinet Dimensions: 14.5" (368mm) high (including feet)
12" (304mm) wide
14" (357mm) deep (including grill and amp)
Certifications: CE, RCM, TUV, FCC
Finish: Black, matte paint, textured vinyl
Family:  UNIVERSAL

SS-10


Enclosure Design: Front firing, slot port
Driver: 10" coated cellulose composite
Power: 150 watt internal amplifier
Frequency Range, LP: 31 - 150 Hz (+/-3 dB)
Frequency Range, LFE: 31 - 150 Hz (+/-3 dB)
Sensitivity: 130 mV @ 150W
Crossover: 40-200 Hz continuously variable low pass
Inputs: Line level RCA, speaker level LFE
Cabinet Dimensions: 16" (407mm) high (including feet)
13.4" (340mm) wide
16" (405mm) deep (including grill and amp)
Certifications: CE, RCM, TUV, FCC
Finish: Black, matte paint, textured vinyl



UNIVERSAL

SS-12

Enclosure Design: Front firing, slot port
Driver: 12" coated cellulose composite
Power: 250 watt internal amplifier
Frequency Range, LP: 25 - 140 Hz (+/-3 dB)
Frequency Range, LFE: 25 - 140 Hz (+/-3 dB)
Sensitivity: 151 mV @ 250W
Crossover: 40-200 Hz continuously variable low pass
Inputs: Line level RCA, speaker level LFE
Cabinet Dimensions: 18.5" (470mm) high (including feet)
15" (380mm) wide
17" (447mm) deep (including grill and amp)
Certifications: CE, RCM, TUV, FCC
Finish: Black, matte paint, textured vinyl



UNIVERSAL

